


EQUIPMENT LIST



**"Commitment To Safety & Service"
Since 1973**

It's service and inventory you want! You demand it... we deliver it... consistently!
We offer same day service to Southern California, Bakersfield, Fresno, the Central Coast, and the Las Vegas, Nevada area. With Trench Shoring Company's "customer-first" policy you can count on reliable equipment delivered on radio-dispatched boom trucks by the finest personnel in the business, direct to your job site. Trench Shoring Company's operators do all unloading, set-up and loading to keep your workers and machinery productive. Trench Shoring Company was founded and built with a "Commitment to Safety and Service". Work with us and you'll experience it.

Steel Flex-Shield™ Trench Boxes



Size	Weight
4' x 6' x 3"	1,671
6' x 6' x 3"	2,515
8' x 6' x 3"	3,235
4' x 8' x 3"	2,078
6' x 8' x 3"	3,077
8' x 8' x 3"	3,952
4' x 10' x 3"	2,344
6' x 10' x 3"	3,498
8' x 10' x 3"	4,518
10' x 10' x 4"	5,765
10' x 10' x 4"	9,960
4' x 12' x 3"	2,719
6' x 12' x 3"	4,028
8' x 12' x 3"	5,213
10' x 12' x 3"	7,300
4' x 14' x 4"	3,950
6' x 14' x 4"	5,500
8' x 14' x 4"	7,100
10' x 14' x 4"	9,150
4' x 16' x 4"	4,500
6' x 16' x 4"	6,261
8' x 16' x 4"	8,118



Size	Weight
10' x 16' x 4"	10,443
4' x 20' x 4"	5,730
6' x 20' x 4"	8,005
8' x 20' x 4"	10,865
10' x 20' x 4"	12,949
10' x 20' x 8"	14,359
4' x 24' x 6"	6,859
4' x 24' x 6"	7,744
6' x 24' x 6"	9,392
8' x 24' x 6"	11,857
8' x 24' x 6"	13,819
10' x 24' x 6"	14,893
10' x 24' x 8"	18,720
4' x 28' x 8"	11,920
6' x 28' x 8"	15,750
8' x 28' x 8"	20,567
10' x 28' x 8"	24,415
4' x 32' x 8"	13,256
6' x 32' x 8"	17,637
8' x 32' x 8"	22,624
10' x 32' x 8"	29,008


Square & Round (Casings) Manhole Boxes



Size	Weight
4' x 6' x 3"	2,250
6' x 6' x 3"	2,515
8' x 6' x 3"	3,850
4' x 8' x 3"	2,350
6' x 8' x 3"	3,525
8' x 8' x 3"	4,700

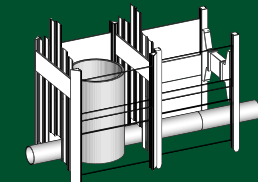
Size	Weight
4' x 10' x 3"	3,400
6' x 10' x 3"	5,100
8' x 10' x 3"	6,650
Round (Casings)	
8' x 8' x 1"	1,700
4' x 8' x 1"	1,200

Z-Shore™ Hydraulic Ram Shoring

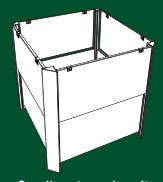


Z-Shore can be mounted on timbers of varying thickness, or even steel beams to meet your structural needs in the space allowed. It fits trenches from 5' to 30' wide, of any depth, with a hydraulic stroke from 2' to 3'.

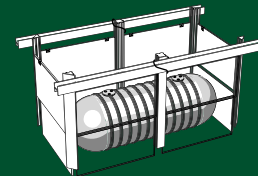

SBH® Slide Rail Rolling Strut System



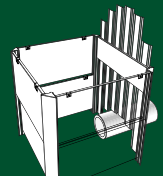
Tight sheeting system with Rolling Struts



Small rectangular pit closed all four sides



Two bay sheeted pit—rebraced



Small rectangular pit with sheeting on one (or both) ends

Trench Tops™ Steel Crossing Plates (Regular & Non-Skid)



Size 1" Steel	Weight
4' x 5'	820
4' x 6'	984
4' x 8'	1,312
5' x 8'	1,640
6' x 8'	1,968
5' x 10'	2,045
6' x 10'	2,460
8' x 10'	3,280

Size 1" Steel	Weight
6' x 12'	2,952
8' x 12'	3,936
8' x 15'	4,920
8' x 20'	6,560
Size 1-1/4" Steel	
8' x 10'	3,936
Size 1-1/2" Steel	
8' x 12'	5,760
8' x 15'	7,200
8' x 20'	9,600

WARNING: Trench plates (Trench Tops) change the character of the roadway. Proper care and advance signage is recommended when trench plates (Trench Tops) are in use. Wet conditions enhance the changes in the roadway. **"SLIPPERY WHEN WET"**



H-Beams & Steel Plates



H-Beams	Weight
8"	40
12"	65
14"	89
14"	90
14"	99
14"	109
14"	120

H-Beams are available in various lengths

TrenchShoring.com

Continued on the Back...

Tren-Shore® & Multi-Shore



Dimensions Inches	Dimensions Feet
17" to 27"	1' 5" to 2' 3"
22" to 36"	1' 10" to 3'
25" to 42"	2' 1" to 3' 6"
31" to 45"	2' 7" to 3' 9"
34" to 56"	2' 10" to 4' 8"
40" to 64"	3' 4" to 5' 4"
52" to 88"	4' 4" to 7' 4"
61" to 97"	5' 1" to 8' 1"
70" to 106"	5' 10" to 8' 10"
79" to 115"	6' 7" to 9' 7"
88" to 124"	7' 4" to 10' 4"
97" to 133"	8' 1" to 11' 1"
106" to 142"	8' 10" to 11' 10"

TRACKCLEAN®



Section Size **Weight**
10' x 8' 3,200

Standard TRACKCLEAN consists of three (3) sections 10' W x 24' L

MAPS & Ultra Shore™



Modular Aluminum Panel Shields



"Commitment To Safety & Service" Since 1973


TrenchShoring.com

SHORING & MORE WE ALSO RENT AND SELL...

Bedding Boxes



Confined Space Equipment



Tri-pods w/SLR Winch & Harness, Portable Blowers, Trailer Blowers

Gas Monitors—4 Gas



Screw Jacks & Plates



Grizzly Screen



K-Rail & Water Filled Barrier



Flo-Line™



Steel Crossing Bridges



Aluminum Shields



Pipeline Testing Equipment




Plugs from 3" to 60", Deflection Gauges (Mandrel), Manhole Vacuum Testers

Hydraulic Pipe Pullers



Aluminum Trench Bridges



Serving You from 10 Locations

Los Angeles • Corporate Office

636 East Rosecrans Ave.
Los Angeles, CA 90059
(310) 327-5554

Bakersfield

301 Lawson Rd.
Bakersfield, CA 93307
(661) 396-9160

Fresno

88 Hughes Ave.
Fresno, CA 93706
(559) 691-4123

Moorpark

13826 Princeton Ave.
Moorpark, CA 93021
(805) 529-4614

Visit Our
Mobile Site

From Your Smartphone at:
trenchshoring.com



Banning

1184 W. Lincoln St.
Banning, CA 92220
(951) 849-1611

Fullerton

1400 E. Orangethorpe Ave.
Fullerton, CA 92831
(714) 879-1005

San Diego

9450 Dowdy Dr.
San Diego, CA 92126
(858) 530-2500

Corona

325 N. Cota St.
Corona, CA 92880
(951) 734-4290

Lake Forest

20542 Pascal Way
Lake Forest, CA 92630
(949) 454-0858

Las Vegas, Nevada

4035 Flossmoor St.
Las Vegas, NV 89115
(702) 651-0920